

承 认 书
Approval Sheet for
水泥电阻器
Cement Resistors



深圳市百亨电子有限公司

SHEN ZHEN PAK HENG ELECTRONICS CO.,LTD

中国深圳市宝安区松岗镇燕川第三工业区

Add: The 3rd Industry Zone, Yanchuan, Songgang Town, Baoan District, Shenzhen 518105 China.

电话(Tel): 86-755 86229698

传真(Fax): 86-755 86229508

邮编(P.C): 518105

E-mail:sales01@pakheng.com

目 录

Contents

1、承认页 Approval Page.....	1
2、品名标识、特点、结构图 Product Marking, Features, Construction.....	2
3、外形尺寸、性能 Dimensions, Characteristics.....	3
4、性能测试方法 Performance Test Methods.....	4~5
5、包装方式 Packing.....	6

制程说明书

Specifications sheets for products

switch electronics limited.

JUNE1th,2016

谨提出固定电阻器之承认书, 恭请检讨并惠以承认为禱.

We prudently submit our fixed resistance specification for your inspection & discussion, look forward your kind acknowledgement.

接受栏 Receipt column

承认规格Specifications:

RX5W±5%

B39

系列

接受 Receipt		审核 Checked		发行 Issued	
---------------	--	---------------	--	--------------	--

承 认
Acknowledged by



审 核
Checked



批 准
Approve



发文号: SWI001-16060110425

PosNo:SWI001-16060110425

RX

CEMENT TYPE RESISTORS

水泥型电阻器

水泥型电阻器

CEMENT (5W)

CEMENT TYPE RESISTORS

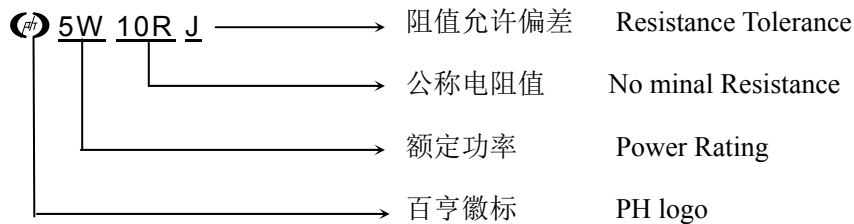
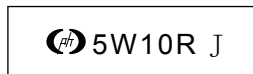
STANDARD TYPE (5W)

品名标识 PRODUCT MARKING:

(在水泥电阻瓷壳正面标注百亨徽标、功率、阻值、精度)

At the marks of PH logo in cement resistance porcelain shell face and kind, power, resistance, precision.

e. g.



注：F 表示精度 $\pm 1\%$ 。J 表示精度 $\pm 5\%$

Note: The F shows that precision $\pm 1\%$. The J shows that precision $\pm 5\%$

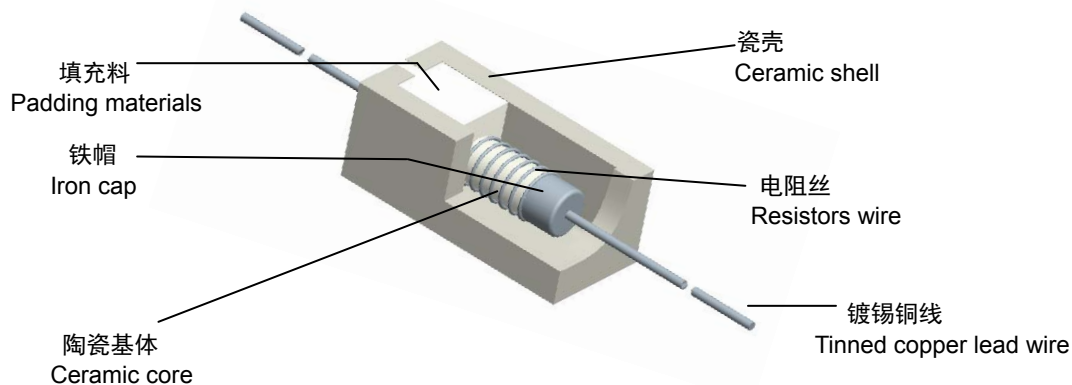
● FEATURES

- ◎ LOW NOISE.
- ◎ INSULATION IS GOOD TO BE USED IN P.C.B.
- ◎ INSTANT OVERLOAD CAPABILITY; WITHOUT ANNUAL SHIFT ON RESISTANCE VALUE.
- ◎ SUPER HEAT DISSIPATION; SMALL LINEAR TEMPERATURE COEFFICIENT.

● 特点

- ◎ 杂音低。
- ◎ 使用于电路板绝缘度好。
- ◎ 耐短时间过负载, 阻值长时间无变化。
- ◎ 耐热性优, 电阻温度系数呈直线变化。

● CONSTRUCTION 结构图



水泥电阻
CEMENT TYPE

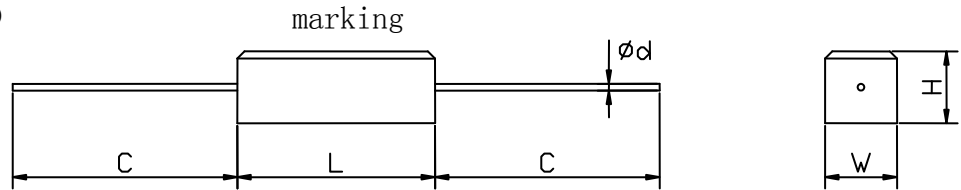
RX

CEMENT TYPE RESISTORS

水泥型电阻器

外形尺寸 DIMENSIONS

B39 型 (B39 TYPE)

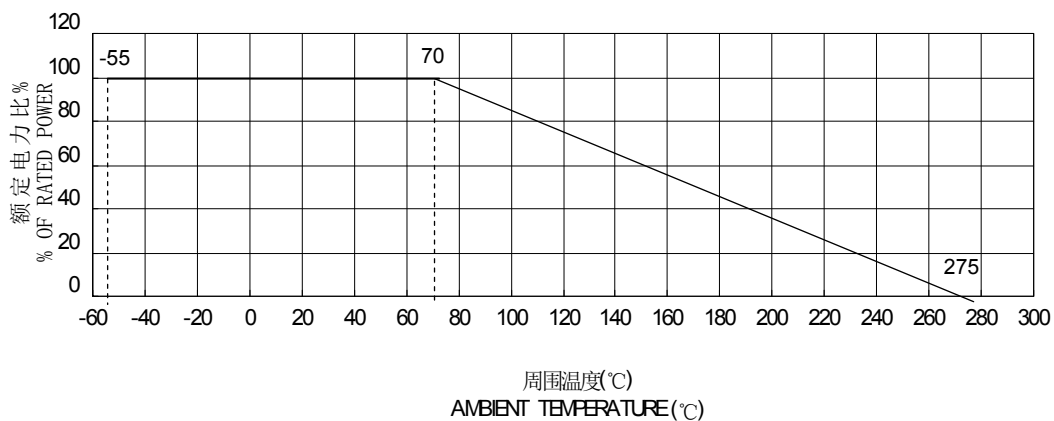


品名 PART NO	尺寸 (MM) DIMENSIONS (MM)					RESISTANCE RANGE(Ω)
	W±1	H±1	L±1.5	C±3	d±0.05	
5W	10	9	22	35	0.78	0.1~3.3K

性能 PERFORMANCE:

项目 ITEM	额定功率 POWER RATED	5W
最高使用电压 MAX WORKING VOLTAGE		\sqrt{PR} 或 350V 取较小者 \sqrt{PR} Or 350V Get the lower voltage
最高过负荷电压 MAX OVERLOAD VOLTAGE		$\sqrt{10PR}$ 或 600V 取较小者 $\sqrt{10PR}$ Or 600V Get the lower voltage
耐电压 DIELECTRIC WITHSTANDING VOLTAGE		1000V (AC)
阻抗误差值 RESISTANCE TOLERANCE		J±5%
单重 weight		5 g /pcs

负载轻减曲线 POWER DERATING CURVE



RX

CEMENT TYPE RESISTORS

水泥型电阻器

性能测试方法 PERFORMANCE TEST METHODS:

特性项目 CHARACTERISTICS	规格值 SPECIFICATIONS	测试方法 TEST METHODS															
直流阻抗值 DC RESISTANCE JIS-C-5202 5.1	$J\pm 5\%$	室温 25°C AT 25°C															
温度特性 TEMPERATURE COEFFICIENT JIS-C-5202 5.2	$\pm 300\text{PPM}/^\circ\text{C}$	$\frac{R2-R1}{R1(T2-T1)} \times 10^6 (\text{PPM}/^\circ\text{C})$ R1:常温(T1)阻抗值 RESISTANCE VALUE AT ROOM TEMPERATURE(T1) R2:常温+100°C(T2)阻抗值 RESISTANCE VALUE AT ROOM TEMPERATURE +100°C(T2)															
耐电压 DIELECTRIC WITHSTANDING VOLTAGE JIS-C-5202 5.7	涂装不可烧损,绝缘不可破坏 NO EVIDENCE OF FLASHOVER MECHANICAL AMAGE,ARCING OR INSULATION BREAKDOWN.	电阻两端导线置于金属V型槽上依特性表之电压规定 印加 60 秒 RESISTORS SHALL BE CLAMPED IN THE TROUGH OF A 90° METALLIC V-BLOCK AND SHALL BE TESTED AT SPECIFIED IN THE ABOVE LIST FOR 60 SECONDS.															
绝缘阻抗 INSULATION RESISTANCE JIS-C-5202 5.6	1000MΩ MIN	以 DC 500V 测试待测体于 V 形槽上之导线及其表面 涂装印加 60 秒 WITHSTANDING TEST AND SHALL BE MEASURED AT DC 500V. RESISTOR SHALL BE PREPARED AC SAME METHOD OF DIELECTRIC.															
温度循环 TEMPERATURE CYCLING JIS-C-5202 7.4	$\Delta R \leq \pm(2\%R_0 + 0.05\Omega)$	依下表所规定之温度连续 5 次 FIVE TIMES ON THE TEMPERATURE AS THE TABLE. <table border="1"><thead><tr><th>步骤 STEP</th><th>温度 TEMPERATURE</th><th>放置时间 TIME(MIN)</th></tr></thead><tbody><tr><td>1</td><td>-25°C±3°C</td><td>30</td></tr><tr><td>2</td><td>ROOM TEMP</td><td>10-15</td></tr><tr><td>3</td><td>85°C±2°C</td><td>30</td></tr><tr><td>4</td><td>ROOM TEMP</td><td>10-15</td></tr></tbody></table>	步骤 STEP	温度 TEMPERATURE	放置时间 TIME(MIN)	1	-25°C±3°C	30	2	ROOM TEMP	10-15	3	85°C±2°C	30	4	ROOM TEMP	10-15
步骤 STEP	温度 TEMPERATURE	放置时间 TIME(MIN)															
1	-25°C±3°C	30															
2	ROOM TEMP	10-15															
3	85°C±2°C	30															
4	ROOM TEMP	10-15															
耐湿性 HUMIDITY JIS-C-5202 7.5	$\Delta R \leq \pm(2\%R_0 + 0.1\Omega)$	温度 40±2°C,相对湿度 90-95%于恒温恒湿箱中不加 电压,连续放置 1000 小时 TEMPERATURE RESISTANCE CHANGE AFTER A 1000 HOURS EXPOSURE IN A HUMIDITY TEST CHAMBER CON-TROLLED AT 40±2°C AND 90-95% RELATIVE HUMIDITY.															

RX

CEMENT TYPE RESISTORS

水泥型电阻器

特性项目 CHARACTERISTICS	规格值 SPECIFICATIONS	测试方法 TEST METHODS						
短时间过负荷 SHORT TIME OVERLOAD	$\Delta R \leq \pm(2\%R_0 + 0.05\Omega)$	5~20W ($U = \sqrt{10PR}$) 或 2 倍元件极限电压(取较小者)测试 5 秒. 5~20W ($U = \sqrt{10PR}$) OR 2 MAX VOLTAGE (CHOOSE THE LOWER VOLTAGE) FOR 5 SECS.						
湿度寿命 LOAD LIFE IN HUMIDITY JIS-C-5202 7.9	$\Delta R \leq \pm(5\%R_0 + 0.1\Omega)$	温度 $40^\circ\text{C} \pm 2^\circ\text{C}$, 相对湿度 90-95%于恒温箱中, 加额定直流电压 ($U = \sqrt{PR}$) 或元件极限电压(取较小者)测试 1.5 小时, 停止 0.5 小时连续 1000 小时. RESISTANCE CHANGE AFTER 1000 HOURS (1.5 HRS ON, 0.5 HRS OFF) AT RCWV ($U = \sqrt{PR}$) OR COMPONENT MAX VOLTAGE (CHOOSE THE LOWER VOLTAGE) IN A HUMIDITY CHAMBER CONTROLLED AT $40^\circ\text{C} \pm 2^\circ\text{C}$ AND 90-95% RELATIVE HUMIDITY.						
室温寿命 LOAD LIFE JIS-C-5202 7.10	$\Delta R \leq \pm(5\%R_0 + 0.1\Omega)$	室温条件下, 以额定电压 ($U = \sqrt{PR}$) 或元件极限电压(取较小者)测试 1.5 小时, 停止 0.5 小时测试 1000 小时. PERMANENT RESISTANCE CHANGE AFTER 1000 HOURS OPERATING AT RCWV ($U = \sqrt{PR}$) OR COMPONENT MAX VOLTAGE (CHOOSE THE LOWER VOLTAGE) WITH DUTY CYCLE OF 1.5 HOURS ON, 0.5 HOURS OFF AT $25^\circ\text{C} \pm 2^\circ\text{C}$.						
耐热性 RESISTANCE TO SOLDERING HEAT JIS-C-5202 6.4	$\Delta R \leq \pm(1\%R_0 + 0.05\Omega)$	将电阻两端导线浸入锡炉约 3.2 到 4.8MM 依下表规定实施. DIP THE LEADS OF THE RESISTOR INTO SN STOVE THE DEPTH IS 3.2~4.8MM, THE TEMPERATURE AND THE TIME AS THE TABLE. <table border="1" style="margin-left: auto; margin-right: auto;"> <thead> <tr> <th>TEMPERATURE</th> <th>DIP TIME</th> </tr> </thead> <tbody> <tr> <td>$350^\circ\text{C} \pm 10^\circ\text{C}$</td> <td>3.0±0.5 SEC</td> </tr> <tr> <td>$260^\circ\text{C} \pm 5^\circ\text{C}$</td> <td>10±1 SEC</td> </tr> </tbody> </table>	TEMPERATURE	DIP TIME	$350^\circ\text{C} \pm 10^\circ\text{C}$	3.0±0.5 SEC	$260^\circ\text{C} \pm 5^\circ\text{C}$	10±1 SEC
TEMPERATURE	DIP TIME							
$350^\circ\text{C} \pm 10^\circ\text{C}$	3.0±0.5 SEC							
$260^\circ\text{C} \pm 5^\circ\text{C}$	10±1 SEC							
焊锡性 SOLDERABILITY JIS-C-5202 6.5	焊锡覆盖面积 95%以上 95% COVERAGE MIN.	锡炉温度: $260 \pm 5^\circ\text{C}$ 浸炉时间: 2 ± 0.5 SEC TEST TEMPERATURE OF SOLDER: $260 \pm 5^\circ\text{C}$ DWELL TIME IN SOLDER: 2 ± 0.5 SEC						
不燃性 NONINFLAMMABILITY	不可燃烧 NONINFLAMMABLE	分别按 5.10.16 倍额定功率加交流负荷 5 分钟 LOAD 5 MIN ACCORDING TO 5 TIME 10 TIME 16 TIME POWER RATED AND A.C						

RX

CEMENT TYPE RESISTORS

水泥型电阻器

包装方式 PACKING:

型号 TYPE	数量 Q'TY(PCS)	功率 POWER 5W
B39	单元包装数 CELL PACKING QTY	100
	整箱数 FULL BOX QTY	900